

SAYRE AREA SCHOOL DISTRICT TECHNOLOGY TIPS

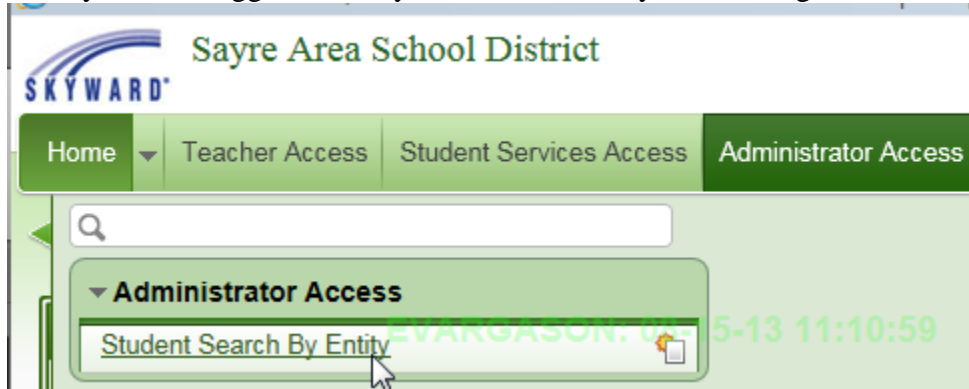
FOR SPECIAL EDUCATION TEACHERS - VIEWING STUDENT'S GRADES

Purpose

For special education teachers to be able to view student's grades that are not in their classes.

Procedure

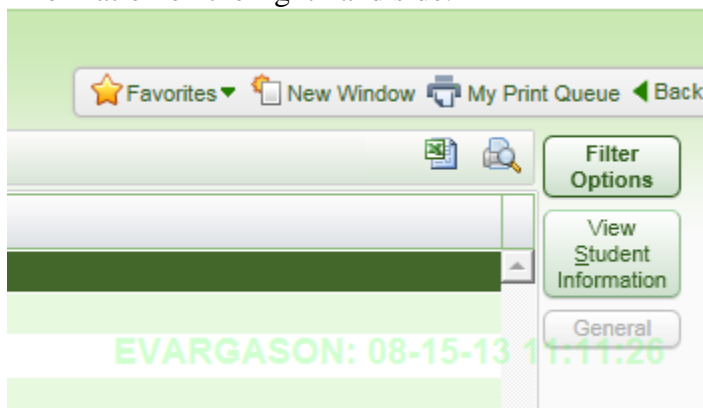
After you have logged into Skyward as a teacher you need to go to Student Search – By Entity.



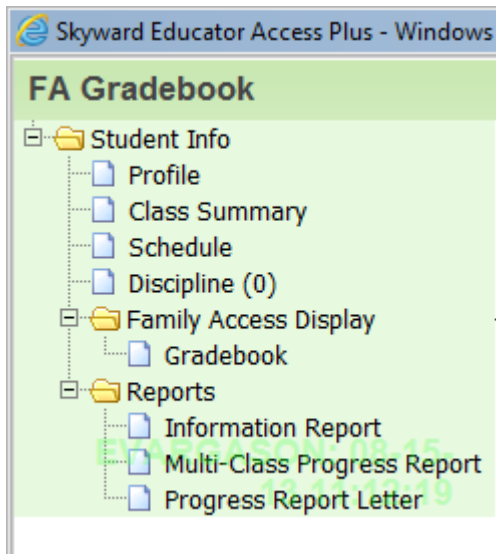
Once there you need to search for the student you wish to look up (bottom right corner).



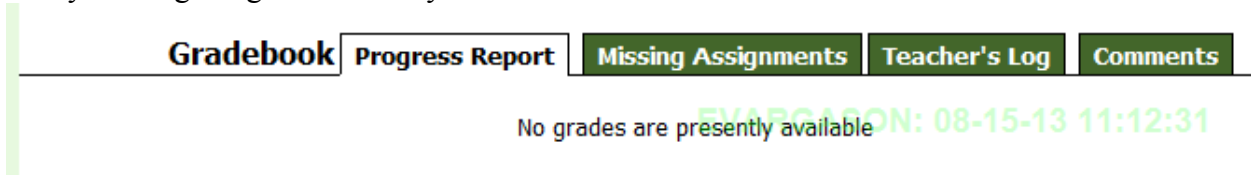
Once you have done this you need to highlight the correct student and click View Student Information on the right hand side.



Under Family Access Display you should see a button for Grade book. This is where you need to go to view a student's grades/missing assignments.



Once you have selected Grade book you can now navigate to Missing assignments for a quick look at any missing assignments in any of the selected student's classes.



Once here you will be able to view any/all missing assignments.