

SAYRE AREA SCHOOL DISTRICT TECHNOLOGY TIPS

HOW TO KNOW IF THIRTYSEVEN4 IS INSTALLED (VERSION 15)

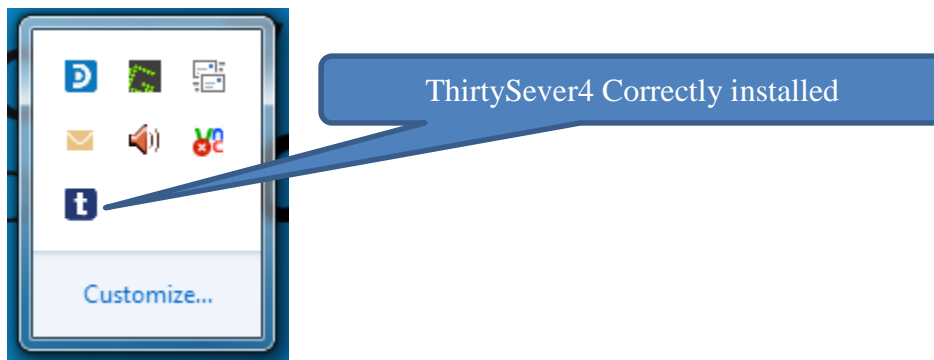
Purpose

Thirtyseven4 is the SASD Antivirus Program.

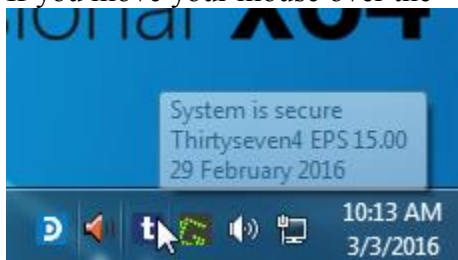
The purpose of this document is to explain how you can tell if Thirtyseven4 is installed on your SASD computer.

Install Check

There will be a blue “T” in this area if you have the Thirtyseven4 antivirus installed (ex.)



If you move your mouse over the “T” you will see the following sample:

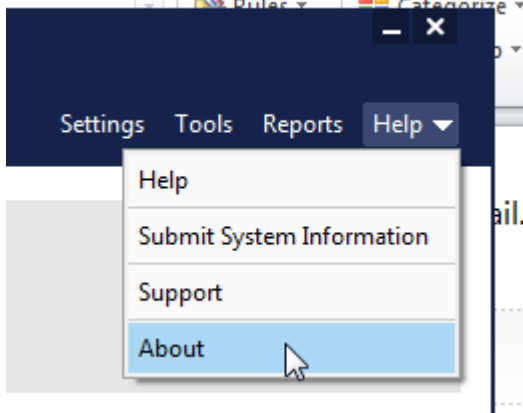


Version Check

The current version is easy to check – just double click the T in your system tray – the following screen will appear:



Now click on Help – then About



Thirtyseven4 **Endpoint Security**
Virus database 07 May 2014 Settings Tools Reports Help

t About Thirtyseven4 << Back to Menu

Product Version: 15.00 (8.0.6.0) **Current Verison**

This product is licensed to:
Sayre Area School District

thirtyseven4
PROTECTED WITH PURPOSE

Thirtyseven4, LLC.
Warning: This computer program is protected by copyright law and international treaties.
Unauthorized reproduction or distribution may result in severe civil and criminal penalties,
and will be prosecuted to the maximum extent possible under the law.

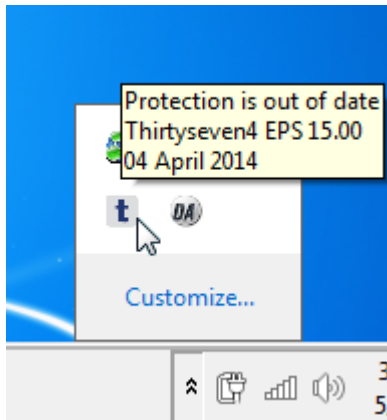
Update Now Close

© 2014 Thirtyseven4, LLC

Optional (Manual Updating of Signatures)

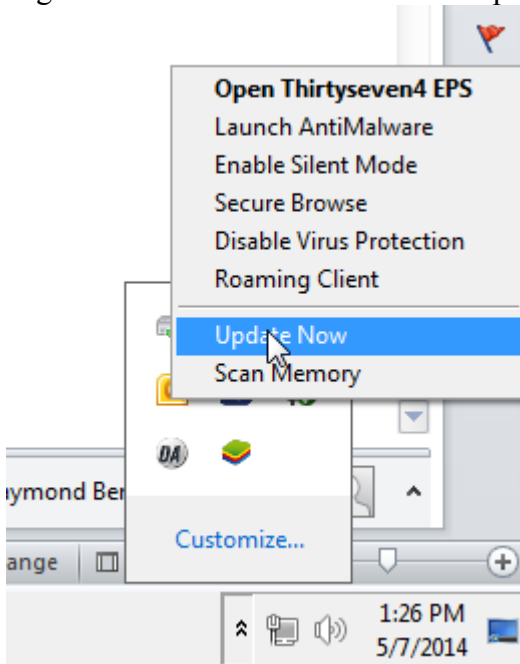
If the “T” is black then the antivirus program needs to be updated on your computer.

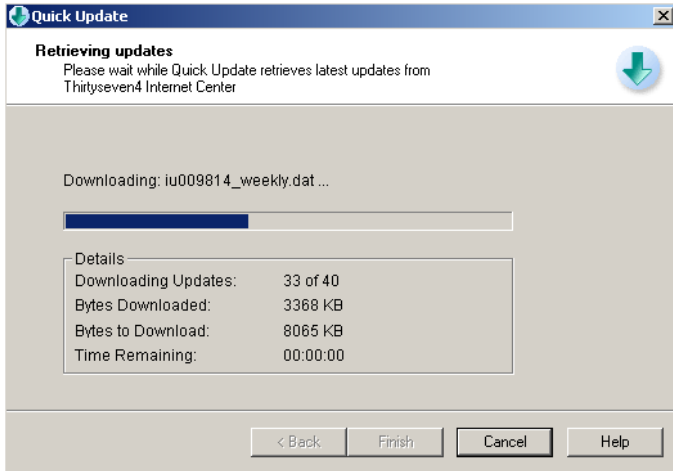
***Please note that Thirtyseven4 updates automatically and this does not need to be done.**



In this case, please do the following:

Right click the black “T” and select Update Now





Once upgraded, the “T” should be blue and you should be able to see the date (ex.)

