

SAYRE AREA SCHOOL DISTRICT TECHNOLOGY TIPS

ACCESSING DISCOVERY EDUCATION FROM SASD PCs

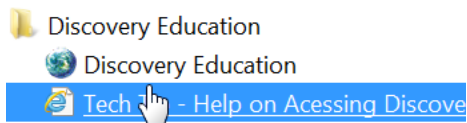
Purpose

This documentation illustrates how teachers can access Discovery Education from Sayre Area School District PCs.

Accessing Discovery Education

To access the software:

Click on Start – click on **SASD HS** for High School Users and SASD SE for Snyder Users → click on Discovery Education → click on **Discovery Education**

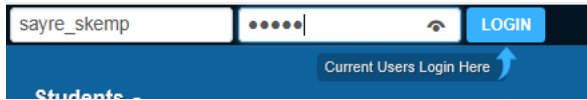


The following screen will appear:



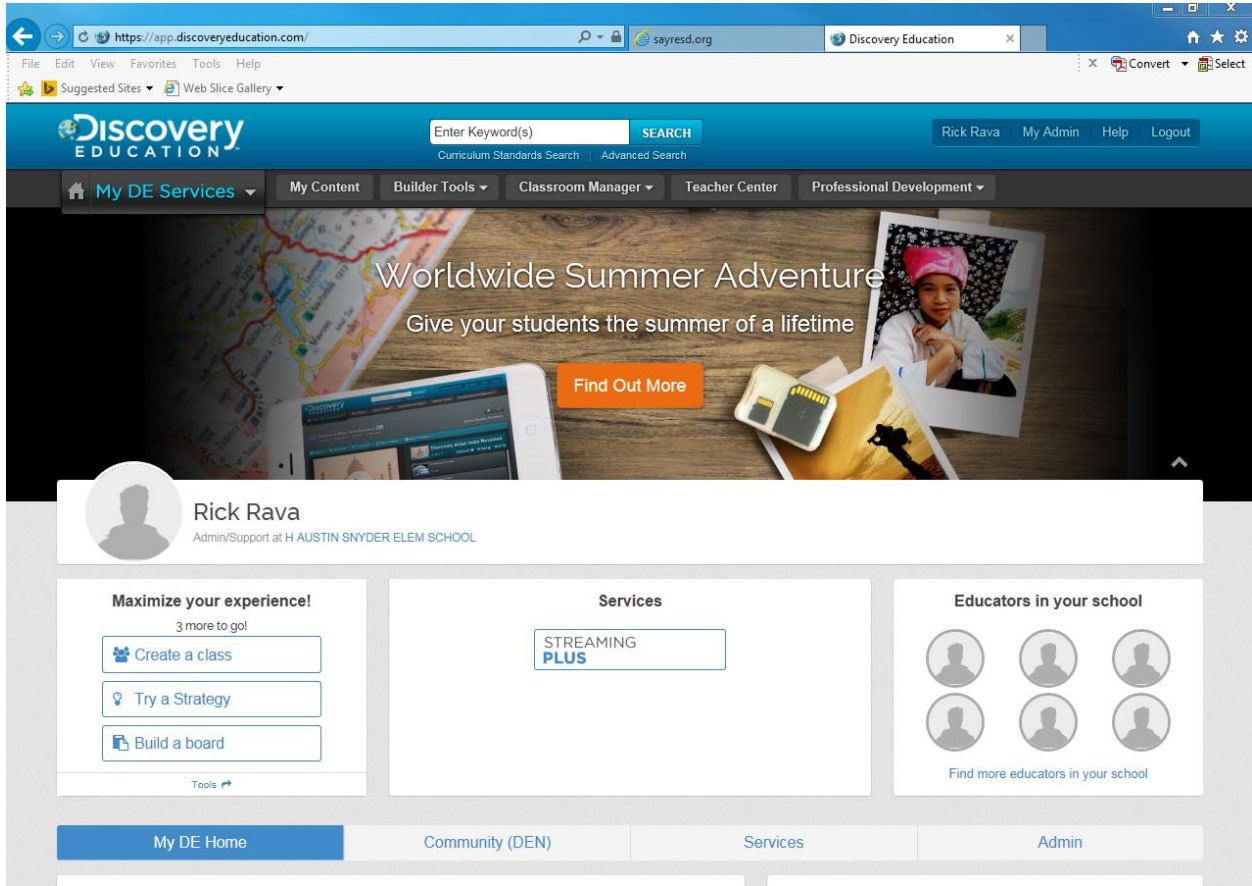
Now you need to enter your username and password

(please note – if you are a teacher and do not have an username and password – please contact the technology department).



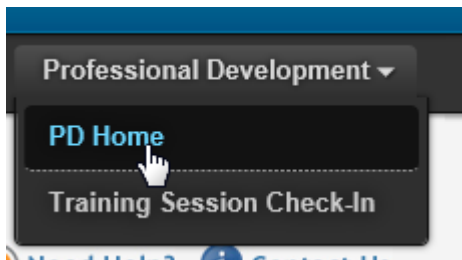
Click on Login

The following screen will appear:



Now you can run any of the Discovery Education videos or use any of the Discovery Education materials

I recommend using some of the tutorials to get started with using the videos:



Click on PD Home

The following page appears:

The screenshot shows the Discovery Education Professional Development page. At the top, there is a navigation bar with the Discovery Education logo, a search bar, and user options like 'Rick Rava', 'My Admin', 'Help', and 'Logout'. Below the navigation bar, the page is titled 'Professional Development' and includes a sub-header: 'Make the most of Discovery Education content with these tutorials on how to best use the world's highest quality educational media service in your classroom.' There are two main content areas: 'Interactive Training' with an image of people looking at a screen and a description: 'Learn how to integrate Discovery Education into your classroom. View Courses =>', and 'Spotlight on Strategies' with a logo and description: 'Teacher-provided help, tips, and tricks for integrating Discovery Education media into your curriculum. View Strategies =>'. On the right side, there is a 'Upcoming Webinars' section with a list of events including 'Top Ten Things to Know about Discovery Education Streaming', 'Common Core with Discovery Education Streaming Plus', '5 Ways to Use Discovery Education', 'Discovery Education Math Techbook', 'Discovery Education SOS: Spotlight on Strategies', 'Innovative Practices with Discovery Education Board Builder', 'Survey Says: Implementing 1:1 or 1:Many', 'Discovery Education Science Techbook', and 'Common Core with Discovery'. Below the webinars is a 'Discovery Educator Network' section with a list of items like 'SOS: Summer Twist on Paper Chat', 'Math in Context', 'DEN Weekly Update: August 21, 2015', and 'One Idea With: Dr. Susan Enfield, Superintendent, Hixson-Dubois School'.

Click on DE Basics

My DE: Webinar Events

As a member of the Discovery Educators Network, you have access to periodic Webinar Events.

[Go To](#) 

Play & download videos and video segments

Discovery Education offers its users the ability to play and download full videos and video segments.

[Go To](#) 

My DE: Resources

The toolbar along the top of the DE site contains direct links to the Teacher Center or the Professional Development within the Discovery Education services.

[Go To](#) 

My DE: My Content Quicklinks

My Content Quicklinks is an efficient way to retrieve your My Content assets from across all of your DE services in one location.

[Go To](#) 

Search by Keyword

The quickest and easiest way to find resources relevant to your lesson is by using the search box at the very top of every page.

[Go To](#) 

Search Tools

Robust search tools and dynamic browsing capabilities enable you to quickly locate a variety of media assets and refine your search results by subject, grade, media type, and more.

[Go To](#) 

Advanced Search

The Advanced Search allows you to set specific parameters for the resources that you are searching for.

[Go To](#) 

My DE: Featured Content

Featured content is content hand-picked by the Discovery Education Team in the form of full videos, video segments, audio, lesson plans, articles, or other types of assets.

[Go To](#) 