

# SAYRE AREA SCHOOL DISTRICT TECHNOLOGY TIPS

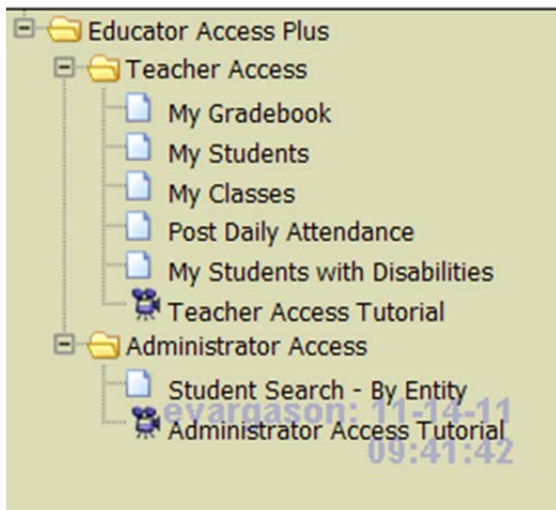
## FOR SPECIAL EDUCATION TEACHERS - VIEWING STUDENT'S GRADES

### Purpose

For special education teachers to be able to view student's grades that are not in their classes.

### Procedure


After you have logged into Skyward as a teacher you need to go to Student Search – By Entity.



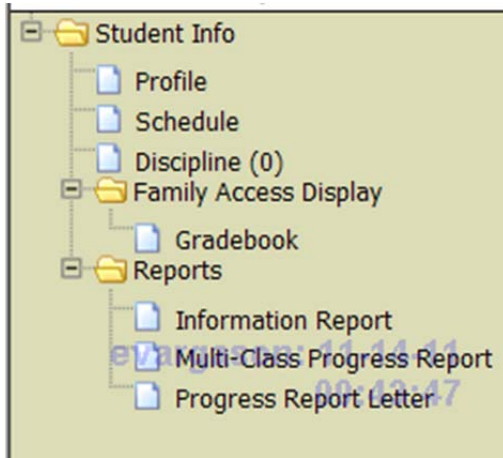
Once there you need to search for the student you wish to look up (bottom right corner).

Last Name:

Once you have done this you need to highlight the correct student and click View Student Information on the right hand side.



Under Family Access Display you should see a button for Grade book. This is where you need to go to view a student's grades/missing assignments.



Once you have selected Grade book you can now navigate to Missing assignments for a quick look at any missing assignments in any of the selected student's classes.



Once here you will be able to view any/all missing assignments.