


SAYRE AREA SCHOOL DISTRICT TECHNOLOGY TIPS

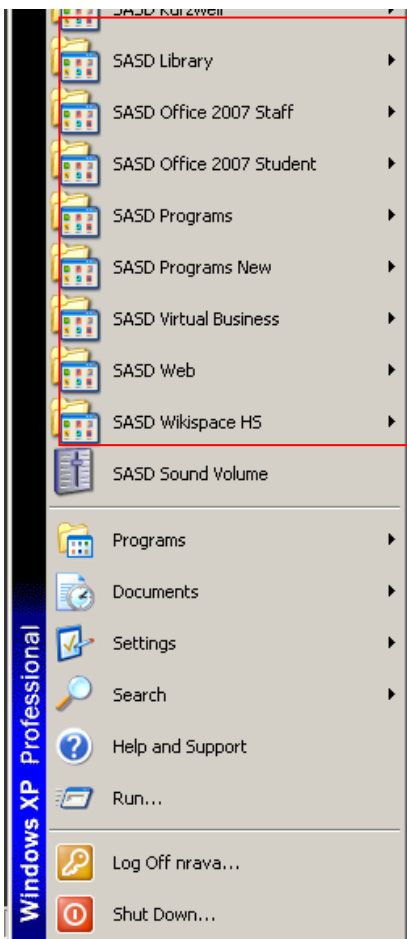
SASD COMPUTER SHORTCUTS

Purpose

This handout describes SASD's Computer Shortcuts and how they work.

How do I get to SASD's Computer Shortcuts?

They are accessible from your start button. Just click on the  button and you will see a screen similar to the following:



Why do some users have different SASD Computer Shortcuts?

Teachers, staff, and students have access to different programs based on their security and the PC that they are logging in to. For example, a teacher has access to GradeQuick while a student does not.

Global SASD Shortcuts

Currently, all staff, students, and teachers have access to the following SASD Shortcuts:

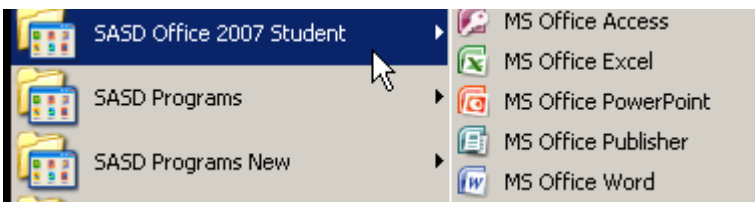
SASD Help

A shortcut for all resources that may help SASD students, staff, and teachers. For example, Tech Tips is accessible from this shortcut (see below):



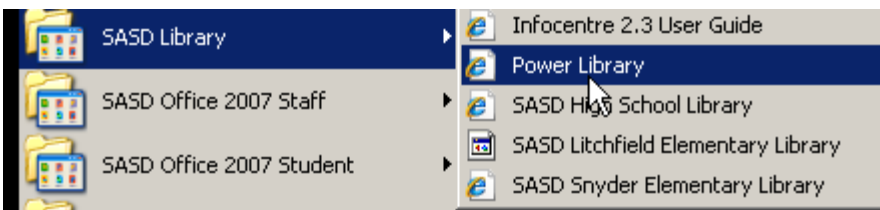
SASD Programs

A shortcut for all standard programs that SASD students, staff, and teachers may use. For example, MS Word is accessible from this shortcut for students:



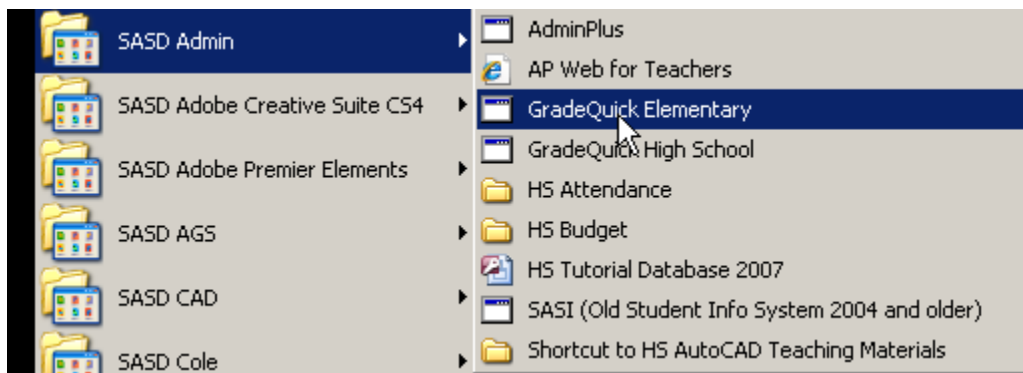
SASD Library

A shortcut for all Library programs that SASD students, staff, and teachers may use. For example, Power Library is accessible from this shortcut (see below):



SASD Admin

A shortcut for all administrative programs that teachers and staff may use. For example, GradeQuick for Elementary teachers is accessible from this shortcut (see below):



SASD AGS

A shortcut for all AGS Learning Support programs that all teachers may use. For example, World History is accessible from this shortcut (see below):



Room Specific SASD Shortcuts

Some SASD Shortcuts are only available in specific SASD rooms. For example, in the High School, PC Lab 237, the Adobe Web Suite is available. The following is an example of the programs available in this room.

